















1. What is today's date? (MM/DD/YYYY)		
		Response Count
		146
answered question		146
skipped question		1

2. Please indicate the district and campus where your child is a student.			
		Response Percent	Response Count
District		100.0%	146
Campus		100.0%	146
answered question			146
skipped question			1






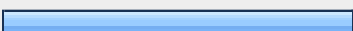




3. In what grade is your child enrolled?

	Response Percent	Response Count
3rd 	7.5%	11
4th 	5.5%	8
5th 	4.8%	7
6th 	8.2%	12
7th 	10.3%	15
8th 	6.8%	10
9th 	11.0%	16
10th 	13.7%	20
11th 	14.4%	21
12th 	17.8%	26
<i>answered question</i>		146
<i>skipped question</i>		1



4. Is your child a:

	Response Percent	Response Count
Public School Student 	99.3%	145
Private School Student	0.0%	0
Charter School Student	0.0%	0
Other 	0.7%	1
Please Specify		1
<i>answered question</i>		146
<i>skipped question</i>		1



5. Please check all of the technology items that your child has access to in your home.

		Response Percent	Response Count
Desktop computer		76.7%	112
Laptop computer		72.6%	106
Working printer		85.6%	125
Working scanner		58.9%	86
Digital cameras		93.2%	136
Digital video camera		52.7%	77
PDAs (Palm Pilot, etc.)		11.6%	17
Video editing equipment		4.1%	6
Cell phone with Internet access		71.2%	104
Other		5.5%	8
	Please Specify		9
answered question			146
skipped question			1






6. Is there Internet access in your home?

		Response Percent	Response Count
Yes		95.2%	139
No		4.8%	7
answered question			146
skipped question			1






7. Is your child able to bring a laptop home from school?

	Response Percent	Response Count
Yes 	4.8%	7
No 	95.2%	139
<i>answered question</i>		146
<i>skipped question</i>		1

8. How often does your child bring his/her laptop home?

	Response Percent	Response Count
Daily 	2.7%	4
Once or twice a week 	1.4%	2
Once or twice a month 	0.7%	1
Never 	19.2%	28
My child does not have access to a laptop to bring home 	76.0%	111
<i>answered question</i>		146
<i>skipped question</i>		1



9. On an average, the number of hours per week your child spends on school work at home, using technology...

	Response Percent	Response Count
0-1 hour 	29.5%	43
2-4 hours 	40.4%	59
5-10 hours 	21.2%	31
Over 10 hours 	7.5%	11
My child does not have access to technology in our home. 	1.4%	2
answered question		146
skipped question		1



10. What changes in academic achievement/performance have you noticed in your child, if any, as a result of using technology in his/her classes?

	Decrease	Slight Decrease	No Change	Slight Increase	Increase	N/A or Don't Know	Response Count
a. The breadth of understanding of his/her subjects	1.4% (2)	0.7% (1)	15.1% (22)	21.9% (32)	56.8% (83)	4.1% (6)	146
b. The depth of understanding of his/her subjects	1.4% (2)	0.0% (0)	14.4% (21)	24.0% (35)	57.5% (84)	2.7% (4)	146
c. The amount of time spent working with other classmates on projects	2.1% (3)	2.7% (4)	26.0% (38)	28.8% (42)	29.5% (43)	11.0% (16)	146
d. More positive attitude towards learning	2.1% (3)	2.1% (3)	24.0% (35)	15.1% (22)	54.8% (80)	2.1% (3)	146
e. The amount of initiative taken outside class time doing extra research, etc. for projects involving technology	2.7% (4)	1.4% (2)	17.1% (25)	31.5% (46)	43.2% (63)	4.1% (6)	146
f. His/her use of available technology at home for school projects	1.4% (2)	0.0% (0)	14.4% (21)	26.7% (39)	53.4% (78)	4.1% (6)	146
answered question							146
skipped question							1





11. Can you electronically access information regarding your child's performance in class?

		Response Percent	Response Count
Yes		98.6%	144
No		1.4%	2
answered question			146
skipped question			1

12. Do your child's homework assignments involving technology engage your family in the learning process?

	Response Percent	Response Count
Yes 	52.7%	77
No 	47.3%	69
If yes, please explain how.		67
answered question		146
skipped question		1

13. What is your opinion about technology in the classroom?

	Response Percent	Response Count
Not necessary 	0.7%	1
Necessary but not essential 	3.4%	5
Essential-should not commit significant funds 	4.8%	7
Essential-should be state-of-the-art technology 	91.1%	133
answered question		146
skipped question		1